








Payspan: A Faster, Easier Way to Get Paid

Wellcare offers Payspan Health, a free solution that helps providers transition into electronic payments and automatic reconciliation.

How to set up your Payspan Health Account:

1. Call 1-877-331-7154 for your unique registration code.
2. Visit PayspanHealth.com and click Register.
3. Enter your registration code and click submit.
4. Enter your PIN, TIN, or EIN, and NPI, then click Start Registration.
5. Populate the requested personal information and click Next.
6. Designate an account for fund transfers by completing the required fields and click Next.
7. Verify your information, check the box to agree to the services agreement, and click Confirm.
8. Within a few business days, you will receive a deposit of less than \$1 from Payspan Health. Then follow these steps to complete registration:
 - Contact our financial institution to obtain the amount deposited by Payspan Health.
 - Log into Payspan Health and click Payments.
 - Click the Account Verification link to the left side of screen.
 - Enter the amount of the deposit in this format: 0.00.
 - The deposit does not need to be returned.
9. Congratulations, your registration is complete! For Payspan Health registration assistance call 1-833-853-0865 or email providersupport@payspanhealth.com

Using Payspan Health, you can:

-  **Improve cash flow**
by getting payments faster
-  **Settle claims electronically**
through Electronic Fund Transfers (EFTs) and Electronic Remittance Advice (ERA)
-  **Maintain control over bank accounts**
by routing EFTs to the bank account(s) of your choice
-  **Match payments to advice quickly**
and easily re-associate payments with claims
-  **Manage multiple payers**
including any payers that are using Payspan to settle claims
-  **Eliminate re-keying of remittance data**
by choosing how you want to receive remittance details
-  **Create custom reports**
including ACH summary reports, monthly summary reports, and payment reports sorted by date

Set up your Payspan Account today.

Visit payspanhealth.com and click Register. You may need your National Provider Identifier (NPI) and Provider Tax ID Number (TIN) or Employer Identification Number (EIN).